

Drug & Alcohol Abuse

GOAL COUNCIL 3:

HEALTHY PEOPLE, PLACES, AND RESOURCES

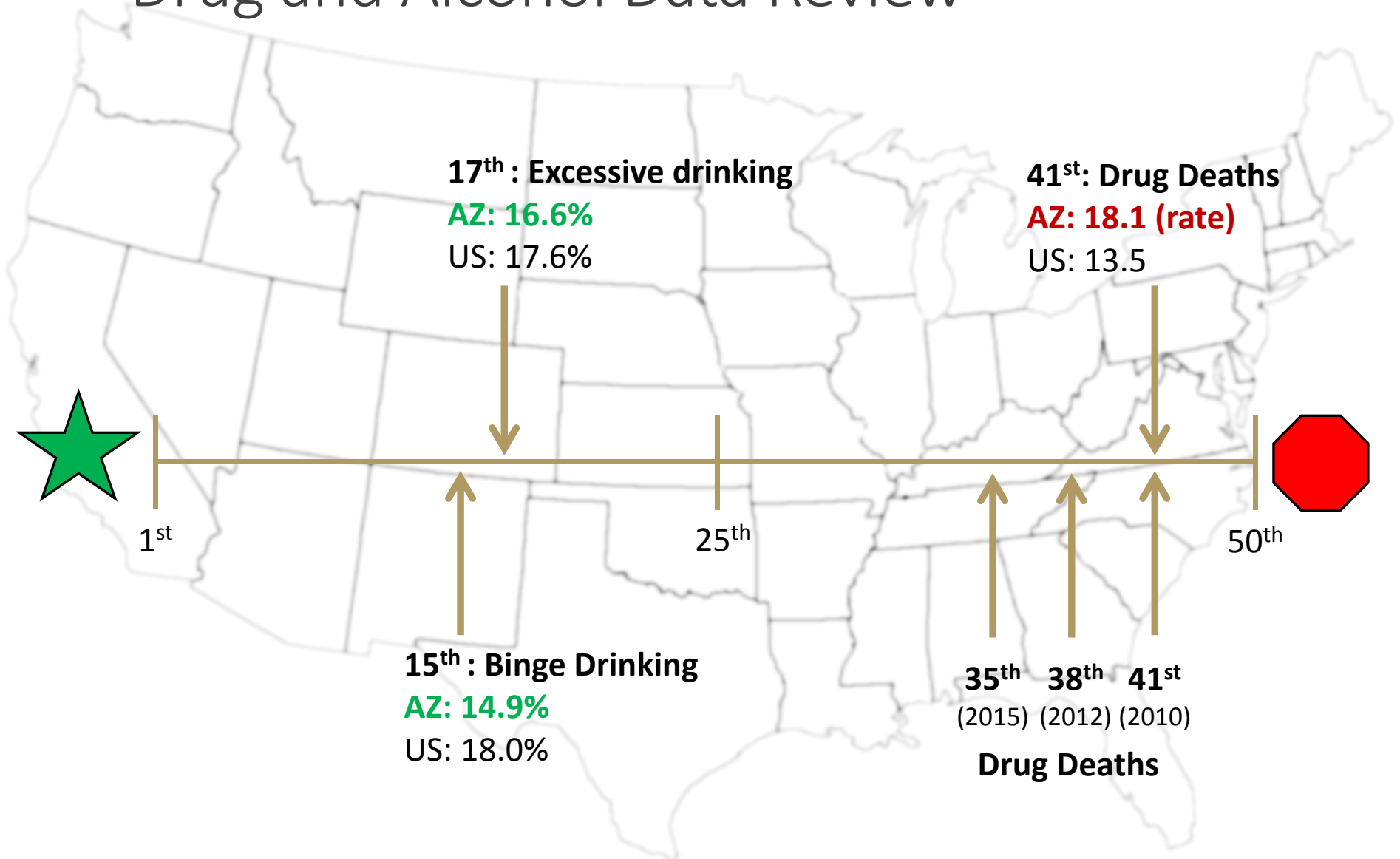


Activities to Date

- Held core team meeting
- Preliminary review of existing data
- Currently gathering & analyzing additional data
- Developing project team members
- Gathering information and resources



Drug and Alcohol Data Review



National Issue

- Estimated 2 million people in the US have a prescription opioid use disorder
 - 2014: More than 14,000 people died from Rx opioid overdose
- 300% increase in opioid prescription sales since 1999
 - Without overall change in reported pain
- 249,000,000 prescriptions for opioids were written (2013)
 - Enough for every adult in America to have a bottle of pills
- America accounts for ~5% of the world's population
 - Consume 80% of the global opioid supply



Number of Injury Deaths by Cause

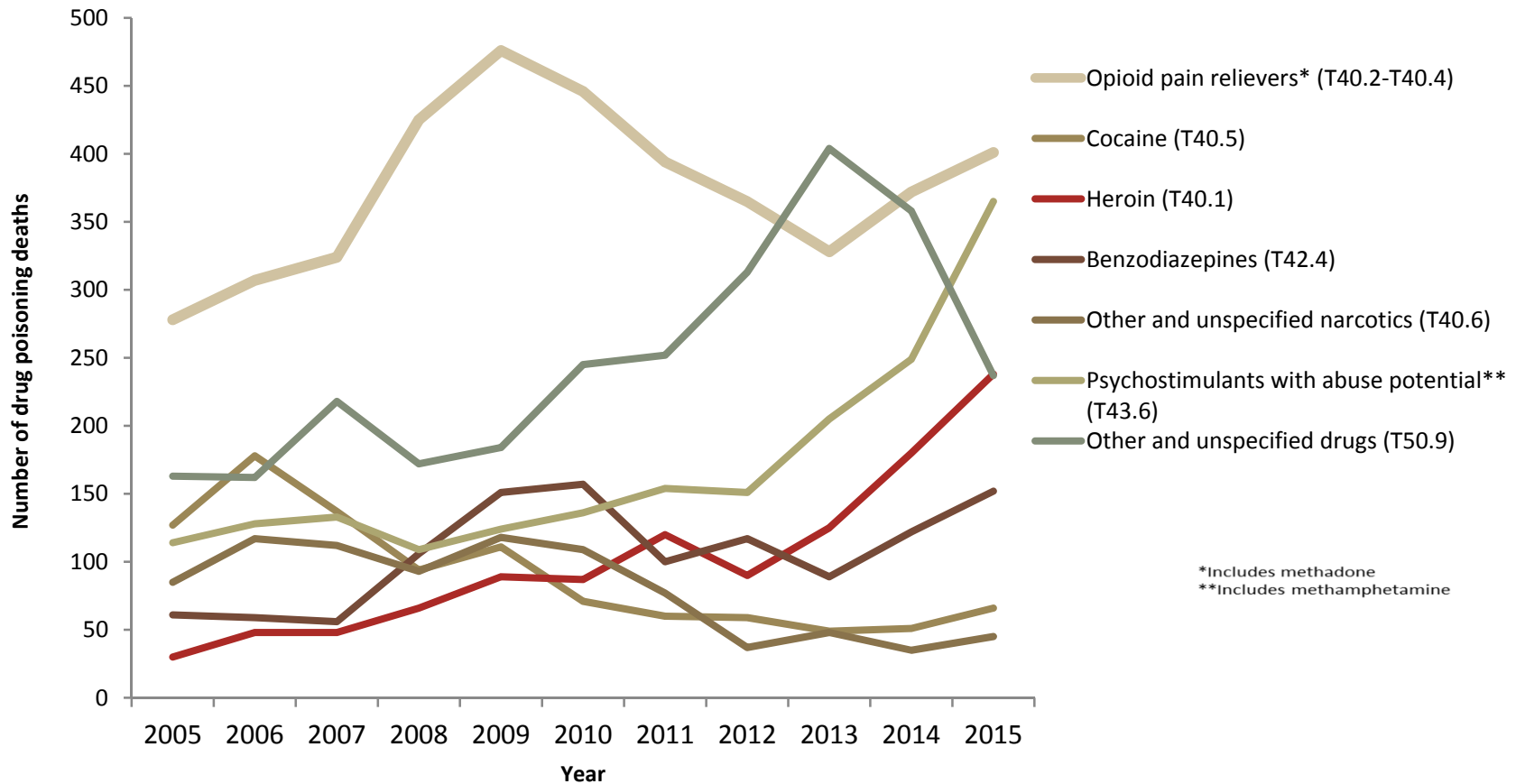
(Arizona 2010-2015)

Cause of Death	2010	2011	2012	2013	2014	2015**
Poisoning	1,176	1,143	1,097	1,240	1,260	1,335
• Acute Drug Overdose	1,052	1,020	968	1,099	1,132	1,199
Motor Vehicle Crashes	672	724	705	720	651	779
Falls	775	784	787	880	890	1,021
Firearms	910	954	919	931	852	930
Suffocation	364	351	341	381	410	403
Total Injury Deaths	4,499	4,627	4,496	4,836	4,600	5,081



Number of Drug Overdose Deaths Involving Selected Drugs

(Arizona 2005-2015)



Arizona Specific Statistics

401

Deaths due to Rx Opioid
Overdose
(2015)

>1

Death Per Day due to Rx
Opioid Overdose
(2015)

2 weeks

Rx pain relievers dispensed
to medicate every AZ adult
around the clock (2013)

237

Deaths due to Heroin
Overdose
(2015)

438

Babies Born with Neonatal
Abstinence Syndrome
(2014)

235%

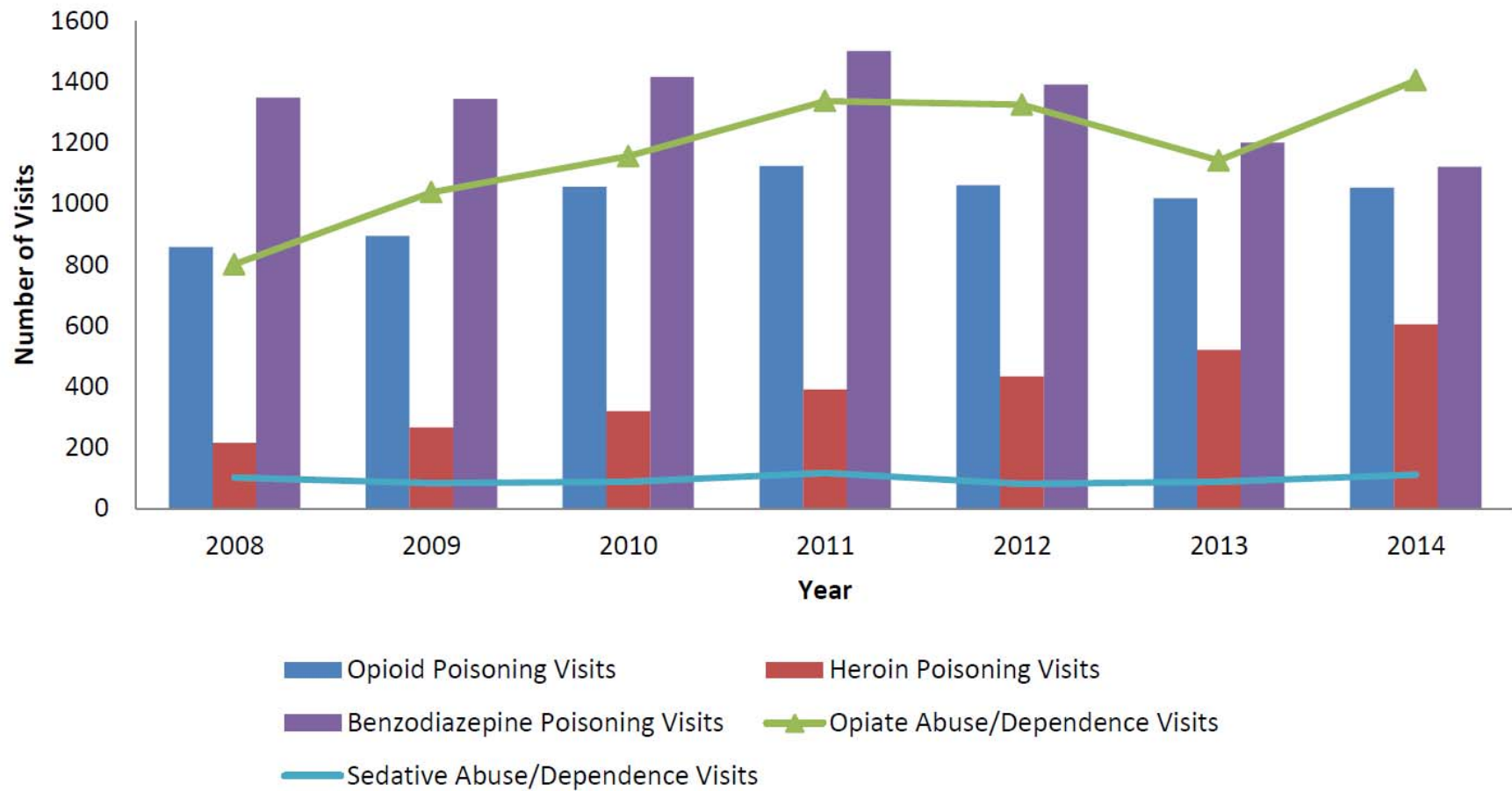
Increase in Babies Born
with Neonatal Abstinence
Syndrome since 2008

Source: ADHS Vital Records, Birth and Death Certificate Data.

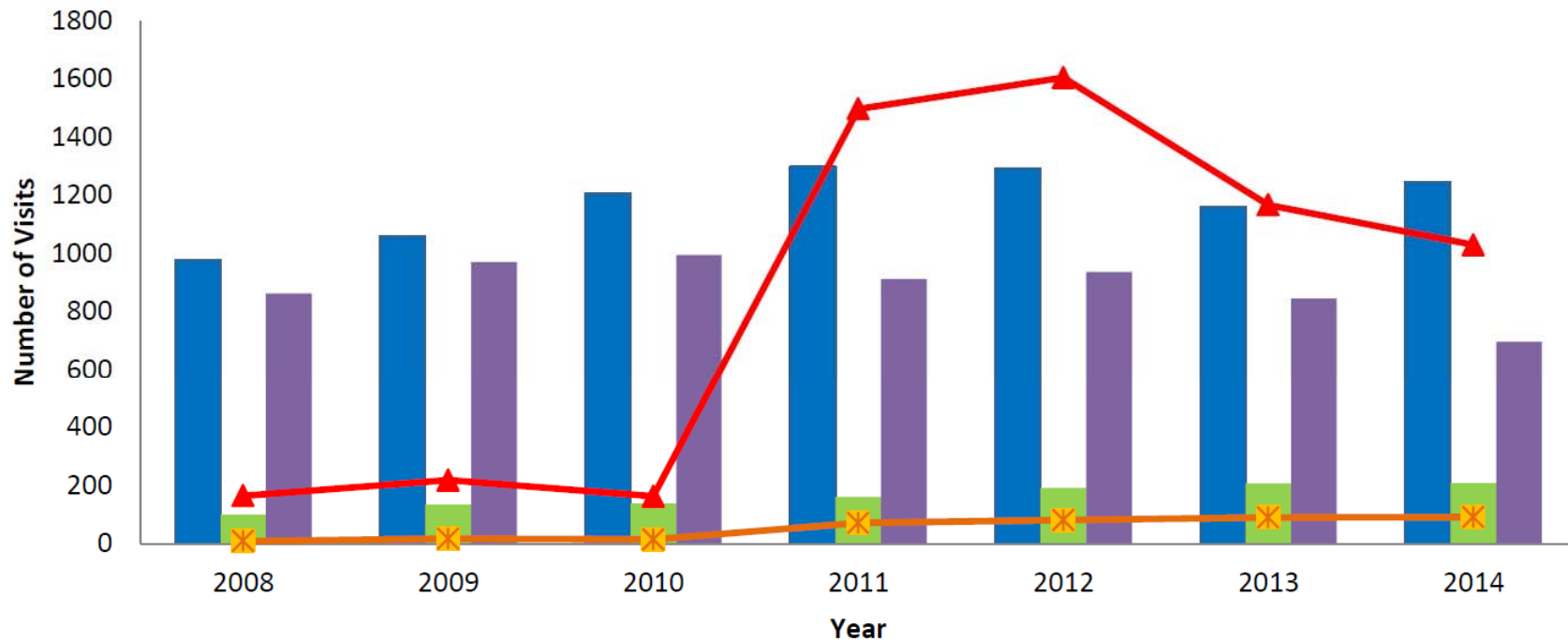
<http://www.americashealthrankings.org/measures/Measure/AZ/Drugdeaths>



Number of Poisoning and Opiate Abuse/Dependence Emergency Department Visits by Drug Type, Arizona, 2008-2014



**Number of Poisoning and Abuse/Dependence Inpatient Hospitalizations by Drug Type,
Arizona, 2008-2014**

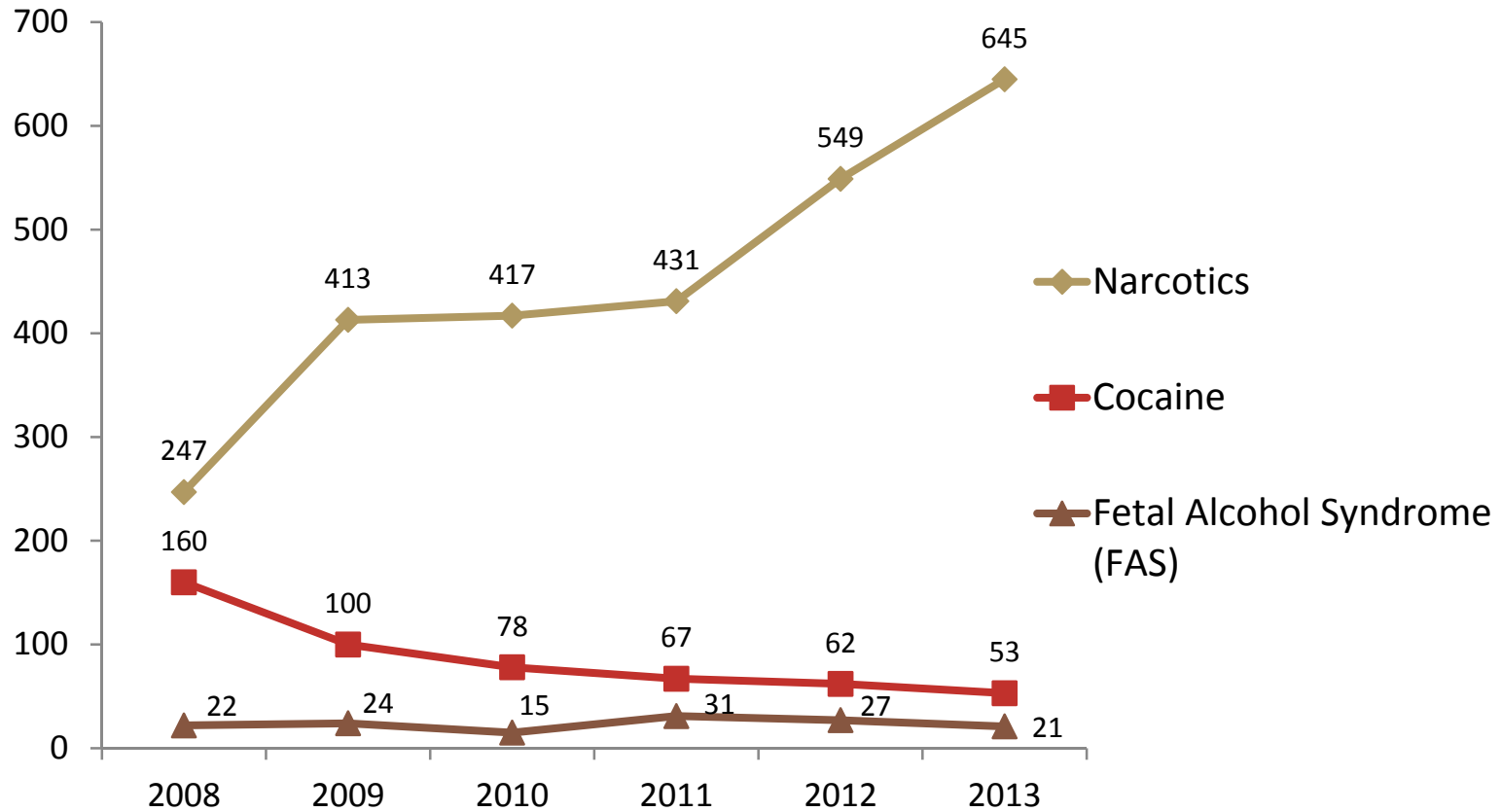


- Opioid Poisoning Visits
- Benzodiazepine Poisoning Visits
- Heroin Poisoning Visits
- Sedative Abuse/Dependence Visits
- ▲ Opiate Abuse/Dependence Visits



Number of Newborns with Drug Exposure

(Arizona 2008-2013)



Problem Statement

The misuse and abuse of opioids within Arizona leads to a higher rate of addiction, overdose, neonatal abstinence syndrome, DUI-Ds and ultimately a significant increase in deaths.

- This is disproportionately represented within Arizona's highly vulnerable population, often those receiving services from Medicaid.



Scope

Direct influence upon the Medicaid system in the near term, to address the majority of the population (often highly vulnerable) to change behaviors of individuals.

- Indirect influence, in the long term, on the rest of the population through facilitation with other stakeholders.



Goal

638 Arizonans died from opioid abuse and misuse in 2015.

2-year Goal: 25% reduction in deaths due to prescription opioid overdoses

- From 401 deaths to 300 deaths
- Saves 100 lives

2-year Stretch Goal: 50% reduction in deaths due to prescription opioid overdoses

- From 401 deaths to 201 deaths
- Saves 200 lives

5-year Goal: 25% reduction in deaths due to opioid overdoses

- Includes heroin
- From 638 deaths to 478 deaths
- Saves 160 lives

5-year Stretch Goal: 50% reduction in deaths due to opioid overdoses

- Includes heroin
- From 638 deaths to 320 deaths
- Saves 319 lives



Next Steps

In depth look at the data

In depth review of existing efforts

- Strategic Plans
- Recommendations

Identify first 90 day project

Identify the project team

